

STYLE GUIDE

Merillat

MASTERPIECE®
— COLLECTION —



MERRILLAT CABINETS



FINDING YOUR STYLE.

The style of cabinetry you choose plays a significant role in the ultimate feel of the room. From understated to rich in detail, The Masterpiece® Collection offers door styles that complement—and complete—any look.

In addition, new foil options, suede finishes, and wood types like Rustic Alder mean you have even more freedom to create a fitting combination for your home. And with dozens of styles, this collection achieves both modern and classic spaces beautifully.



SELECT YOUR DOOR STYLE.

Choosing the right door for your design starts with six basic styles, each achieving a distinct look. Different styles hold finishes uniquely and make the difference between classic and modern designs.



RECESSED

A recessed panel door has a flat panel set back inside the frame of a door.



RAISED

A raised panel door has a panel that rises in the center and is somewhat decorative.



SLAB

A slab-style door has the look of a single piece of wood with no panel or decoration. Drawer fronts are also available as slab on many styles.



SHAKER

Shaker is a style term given to specific door styles that provide a clean, orderly, and simple look.



FULL-OVERLAY

A full-overlay door style has very little cabinet frame showing around each door and drawer front, creating a seamless look.



HALF-OVERLAY

A half-overlay door style shows some cabinet frame around each door and drawer front.

WOOD TYPES.



ALDER-RUSTIC (RA)

Commonly used for a rugged look with knotholes, burls, and mineral streaks. Can create a modern industrial look with a darker finish.



CHERRY (C)

Brings a rich, elegant feel. Common in fine furniture. Darkens or “mellows” with age. May contain small knots for added character.



HICKORY (H)

The hardest wood with the widest color variation. Random burls, knots, and mineral streaks give each hickory kitchen a unique sensibility.



HICKORY-RUSTIC (RH)

Includes a combination of open knots, wormholes, dramatic color contrast and mineral streaks. These characteristics occur naturally.



MAPLE (M)

A go-to wood species—very uniform and predictable. Therefore takes lighter stain and paint colors well.



OAK (O)

Another popular, versatile wood with rich textures and grain patterns that lends itself to practically any application.



QUARTERSAWN (Q)

This technique of cutting a tree at a nearly 90° angle creates a parallel and orderly feel to the grain—as opposed to the natural variances in the grain you'll find with traditional woods.



EVERCORE® (E)

Want an especially smooth painted finish, with no cracks or shifts in the center panel? Extra-solid EverCore® doors and drawer fronts—made by super-compressing wood fibers—have no grain, and react less to temperature and humidity compared to regular wood.



CRAFTED HARDWOOD VENEER (CR)

This new veneer is designed for a more consistent color and grain pattern on every door. It's engineered to give the look of Quartersawn Maple, Oak, or Cherry and is less susceptible to the expanding and contracting that comes with solid wood.



ATTICUS*
H/M/O



BRISTOW
CR



BURTON*
C/H/M/O/E



CAPARO
C/M



CIMMARON*
RA/C/RH/M/O



COLESON
C/M

* shown with optional drawer front



EPIC
C/M/E



FAIRLANE*
RA/C/H/M/O/E



FALLON
C/M/O



FOX COURT*
C/H/M/O



GALLINA*
C/M



GANON
RA/C/H/M/O/E



HARMOND
C/M/O



HURLEY
C/M



JADE
C/M



JARVIS
C/M



JENNINGS
C/M



KNOXVILLE
C/M/E

* shown with optional drawer front



LEVAN
C/M



LUCCA
C/M



MARTEL
RA/C/H/M/O/E



MESA*
GO



MONTRESANO*
RA/C/M/GO/E



RATHBUN
C/M



RIVERSIDE
C/M



ROCKWELL*
C/M



SAWYER
C/M



SYLVAN
RA/C/H/M/O/E



TEMORA
C/M



TOWNLEY*
RA/C/H/M/O/E

* shown with optional drawer front



TURNER*
RA/C/M/QO



VEGA
C/M





CARLIN



HINCLEY



LADON




DOVE WHITE

WOOD-GRAIN FOIL


Wood-grain foils achieve a contemporary look with the texture of abstract wood-grain.



CANNON GREY



MAXUM




DOVE WHITE

HIGH-GLOSS FOIL

If you're considering a contemporary look, high-gloss foil can bring that modern, high-design feel to your kitchen.




CAPRI



GLENCOE



SALINE



WHITE

THERMOFOIL

A uniform, consistent, durable, and easy-to-clean finish. Great for laundry rooms, mudrooms, bathrooms, or other working spaces.



SAVONA



WINTERPORT (SQUARE)





CASTLEGATE
MULLION



EVANSVILLE
MULLION



HEWITT
MULLION



PALLADIA
MULLION



RALEIGH
MULLION



SHOWCASE
MULLION



TRADITIONAL
MULLION



VISTA
MULLION



CROSSROADS
ETCHED



LISBON
ETCHED



PRAIRIE
ETCHED



SATINA
ETCHED



CHATEAU
CAMED



CLASSIC
CAMED



PALISADES
CAMED



PENROSE
CAMED



VICTORIAN
CAMED



YORKSHIRE
CAMED





BISTRO
GLASS



PRISM
GLASS



SHADOW
GLASS



MODERN
FROSTED



ANTIQUITY
LAYERED
GLASS



MIRAGE
LAYERED
GLASS



SILK
LAYERED
GLASS



WINTERSDAY
LAYERED
GLASS



CASCADE
TEXTURED
GLASS



DOLACE
TEXTURED
GLASS



MODERN
TEXTURED
GLASS



MOIRÉ
TEXTURED
GLASS



RAVENNA
TEXTURED
GLASS



STYX
TEXTURED
GLASS



VAUXHALL
TEXTURED
GLASS



CHALKBOARD



FRESCO
ALUMINUM
FRAME



VETRO
ALUMINUM
FRAME





FINISHES

FINISHES.

We believe the way cabinetry is finished is just as important as the material from which it's made. That's why every piece of cabinetry is hand-finished by our skilled craftspeople. Whether it's hand-spraying, rubbing, detailing, or distressing, the artistry put into each piece ensures that your cabinetry will be a Masterpiece—and completely unique to your home.

MASTERC OAT™ FINISHING SYSTEM.

To ensure a lifetime of quality, our proprietary MasterCoat™ Finishing System runs through every aspect of our manufacturing process. Beginning with wood selection, to carefully applied paints and stains, through our proprietary topcoat, this process means your cabinetry is crafted to last.



PAIN TS.

For a smooth, even look, paints give you control over the exact color of your cabinetry and achieve a uniform feel.



PAIN TS WITH HIGHLIGHT

The highlight process adds visual depth and interest in the corners, crevices, and ridges of the cabinetry, bringing out unique qualities of each design. Since it's applied by hand, no two doors are exactly the same.



VIN TAGE PAINT

A finish that gives a painted door a sense of history and the feeling of being well-loved. The door's distressed and sanded corners allow a little of the original wood to show through.




PAIN TS WITH SUEDE TOPCOAT


A suede topcoat softens the tone of the paint with a matte finish. Like our standard topcoat, a suede topcoat provides durability and resistance to scuffs, stains, UV fade, and cleaning chemicals.



DOVE WHITE



DOVE WHITE W/ CINDER HIGHLIGHT



DOVE WHITE W/ COCOA HIGHLIGHT



VIN TAGE DOVE WHITE*



CANVAS



CANVAS W/ CINDER HIGHLIGHT



CANVAS W/ COCOA HIGHLIGHT



VIN TAGE CANVAS*



LINEN



LINEN W/
CINDER
HIGHLIGHT



LINEN W/ COCOA
HIGHLIGHT



VINTAGE LINEN*



MOONSHINE



MOONSHINE
W/ CINDER
HIGHLIGHT



MOONSHINE
W/ COCOA
HIGHLIGHT



VINTAGE
MOONSHINE*



SURFSIDE



LAGOON



BURMESE

ColorMatch™

Sometimes, you like a paint color that's not one of ours. Now, when that's the case you don't have to compromise. We're able to match an extensive selection of paint colors.



All paints and stains are shown on Maple unless marked otherwise.

* Shown on Cherry



BONSAI



PEBBLE GREY



PEBBLE GREY W/
COCOA
HIGHLIGHT



VINTAGE PEBBLE
GREY*




GREYLOFT



GREYLOFT W/
SABLE
HIGHLIGHT



VINTAGE
GREYLOFT*



MIDNIGHT



MIDNIGHT W/
ONYX HIGHLIGHT



VINTAGE
MIDNIGHT*



ONYX



VINTAGE ONYX*

All paints and stains are shown on
Maple unless marked otherwise.

* Shown on Cherry

AGED TECHNIQUE.

Our aged technique achieves the look of well-loved cabinetry. Each piece is hand sanded before our artisans apply distressing effects, including edge rasping, worm holes, softened corners and edges, and random dent patterns. Next comes the color - paint and glazes add beauty and dimension and a dry-brushing technique creates a subtle linear accent. Burnishing material is then used to accent the softened corners and edges. Prior to the final step, fly speck is applied randomly to add depth and dimension to the finish. We top it off with our suede topcoat for a beautiful matte finish. Because every detail is hand applied, no two pieces will ever look alike.



AGED PAPHYRUS



AGED CONCRETE



AGED RIVER
ROCK

STAINS.

Stains come in a range of colors to enhance the natural grain, swirls, and texture distinct to each species.



NATURAL



HONEY SPICE



FAWN**



DISTRESSED
FAWN**



PRALINE



PRALINE W/
ONYX GLAZE



DISTRESSED
PRALINE



STAINS WITH GLAZE

Glazing adds depth and dimension to a door. It's done by hand-spraying a flood coat of glaze over the entire base stain, then hand-wiping and detailing the door so the glaze stays in the cracks, crevices, and grain-lines.



GINGER



GINGER W/
SABLE GLAZE



DISTRESSED
GINGER



CINNAMON*



CINNAMON W/
ONYX GLAZE



DISTRESSED
CINNAMON



SUNSET*



DISTRESSED
SUNSET*



HUSK*



DISTRESSED
HUSK*



BALTIC*



DISTRESSED
BALTIC*

All paints and stains are shown on
Maple unless marked otherwise.

* Shown on Cherry
** Shown on Oak



SADDLE



DISTRESSED
SADDLE



COGNAC



DISTRESSED
COGNAC



DISTRESSED STAIN

Distressing mimics the imperfections of reclaimed wood by adding wormholes, softened corners, rasped edges, and other deliberate methods of loosening the sense of uniformity; all done by hand. A suede topcoat is standard.



CHESTNUT



CHESTNUT W/
ONYX GLAZE



DISTRESSED
CHESTNUT



CHOCOLATE*



CHOCOLATE W/
EBONY GLAZE*



DISTRESSED
CHOCOLATE



CANNON GREY**



DISTRESSED
CANNON GREY**



AUTUMN BLUSH*



AUTUMN BLUSH
W/ ONYX GLAZE*



DISTRESSED
AUTUMN BLUSH*



KAFFÉ



DISTRESSED
KAFFÉ



SLATE



DISTRESSED
SLATE



PEPPERCORN



DISTRESSED
PEPPERCORN



MOLASSES



DISTRESSED
MOLASSES



STAINS WITH SUEDE
TOPCOAT

A suede topcoat softens the overall color tone of a stain with a matte finish. Like our standard topcoat, a suede topcoat provides durability and resistance to scuffs, stains, UV fade, and cleaning chemicals.

All paints and stains are shown on
Maple unless marked otherwise.

* Shown on Cherry
** Shown on Oak

DECORATIVE HARDWARE.

In great design, the details make the difference. The Masterpiece® Collection offers hardware that complements or adds a pop of personality to the space. See more of our finishing touches at Merillat.com.





BALUSTER



FORDHAM



JERICO



MODE (PULL)



MODE (KNOB)



SMITHWICK



TIDE



TRUNK



WATERTON

EXCEPTIONAL QUALITY IS BUILT IN.

The Masterpiece® Collection is made exceptional through its construction. From the added strength of our 90-lb rated door slides to the durability made possible through our MasterCoat™ finishing system, quality is at the heart of all we do.





MASTERCOAT™
FINISHING SYSTEM



I-BEAM CONSTRUCTION



SOLID-WOOD DOVETAIL
DRAWERS



DEEP DRAWER BOXES



90-LB DRAWER SLIDES



FULL EXTENSION
DRAWERS



SOFT-CLOSING DRAWERS
AND DOORS



GENTLY ROUNDED FACE
FRAMES

LEARN MORE.

Visit Merillat.com to see all of the benefits that The Masterpiece® Collection has to offer.

FOLLOW US AND GET INSPIRED.

Follow Merillat Cabinetry on Facebook, Twitter, Houzz, and Instagram for design inspiration and tips to make your space both functional and beautiful.



THE MASTERPIECE[®] COLLECTION ONLINE.

Head to Merillat.com to see all Merillat Cabinetry has to offer. Our site provides you with many ways to inspire organizational solutions with beautiful cabinetry options. Here, you can:

- Save inspirational photos from kitchens and baths to gather design ideas.
- Visualize door styles by wood species and finish.
- Pair your favorite cabinet combinations with the perfect decorative hardware.
- Browse storage solutions and accessories by room type.



MERILLAT CABINETRY

Merillat

MASTERPIECE[®]
— COLLECTION —

LIFETIME

LIMITED WARRANTY



MERILLAT CABINETS



BUILT FOR LIFE.

When you purchase cabinetry from The Masterpiece® Collection, you're investing in the overall quality, comfort, and beauty of your home. We take this responsibility seriously. Which is why we proudly stand behind our quality craftsmanship with a limited lifetime warranty. Your investment in The Masterpiece® Collection is protected for as long as you own it.

Review our full Limited Lifetime Warranty or register your warranty at

Merillat.com/customer-support/warranty-info.html



KITCHEN CABINET MANUFACTURERS ASSOCIATION
ENVIRONMENTAL SUSTAINABILITY PROGRAM (ESPP)
ALL PRODUCTS IMPACT THE ENVIRONMENT
FOR EPP PROGRAM DETAILS, VISIT KCMASUSTAINABLE.COM



ANSI/KCMA A161.1





MERILLAT CABINETS

MERILLAT.COM

@MERILLAT



Actual colors may vary slightly due to printing limitations.
For full color accuracy, please visit your Merillat Cabinetry professional.

© 2020 Cabinetworks Group Michigan, LLC.
Printed in the USA MMP-DOORGUIDE

